


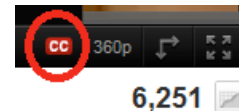





See the Closed Captions (Subtitles) In YouTube.

YOUTUBE


Many people have had trouble finding the subtitles, as most are not familiar with the term Closed Captions. So the  or  icon mean nothing to them.

To see the captions: Below the video to the right there might be a grey  icon, click it to make it red. The captions are now activated.





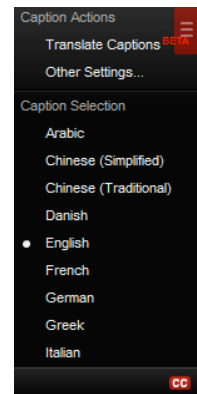
If there is no  icon visible, click the on the grey rectangular icon with a white triangle, beneath the video towards the right. You will then see a grey  icon, click on that and it will then be red, something like , and the captions will be activated.

YouTube will default to captions/subtitles in the language you have your computer or YouTube set to, if that language is available.

If you have a YouTube account you can set it to show captions by default in your account Settings, under Playback Setup, check the "Always show captions" checkbox. You should then see a red  icon below the video to the right.

See different language captions


To see the different language options and/or change the language of the Closed Captions (subtitles) hover mouse over (move the mouse over) the red  icon below the video to the right (or first click the grey  icon to make it red). You then see the list of the available languages, click the one you want. You might need to scroll up or down if there are many languages. There is a, hard to see, transparent red colored scroll bar on the upper right.



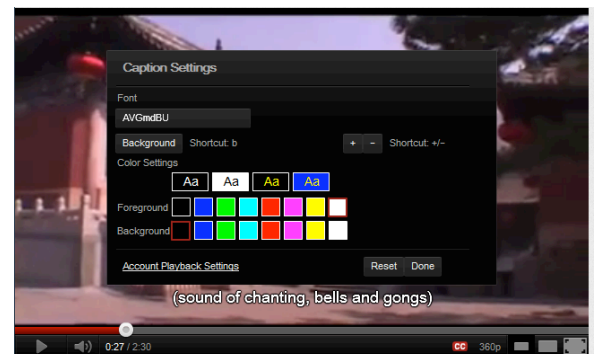
In YouTube you can remove the caption background or change the font size and type

Click on the captions showing in the video, then:

- To toggle the background shading on or off, click in the player and type 'b'.
- To make the captions bigger, click in the player and type '+'.
- To make the captions smaller, click in the player and type '-'.
- You can also drag and drop the captions to different places in the video.

Also usually when you hover the mouse over the red  caption button you also get the "other settings" option at the top of the list of languages. With that you can choose whether or not the captions have a background, the font size, type and color, and the background color.

To remove the background click on the captions and press "b".



Although I am not sure if this only works on your own computer or if others then see it that way too. I tried changing things when I was signed-in to that account. Then signed out and it was still changed, so that might be hopeful.


Depending on your and the channel's settings the "Featured video" on YouTube Channels' main pages may not show the captions option until it starts playing.

For people interested in how the dharma is translated into different languages, you can pause the video at any point and switch between the different languages of the same caption.

Seeing (and/or coping) a Transcripts

To see the whole transcript as the video is playing in YouTube.

In addition to the captions on the video, in YouTube you can also see (and copy) the whole transcripts (full text of the captions) of all the languages available, as the video is playing. (This does not work on the "Featured video" on YouTube Channels' main pages).

Beneath the video box, on the left there is a row of icons, the last to right, left of the "views" number, there is a small Interactive Transcript icon (somewhat like a page with lines).  Click the icon to open a pane. As you watch the video, the transcript will scroll and highlight the current text that the video is at.

You can also click on a line in the transcript to jump to that part of the video.

Quite crafty, although this doesn't seem to work on YouTube Channel's main pages, it only works if you go to the other links. Like the one underneath the video on the main page.

One way to get a copy of the whole transcript of the video is to copy and paste 11 lines at a time.

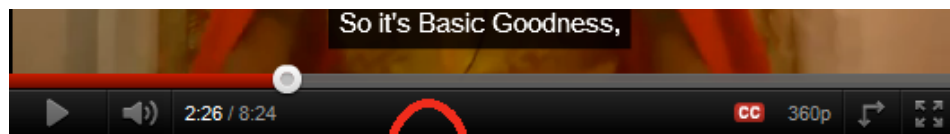
Which for a video of eight minutes, like Basic Goodness, you have to copy and paste 5 times.

Not ideal either but at least possible.

Another way to get a copy of the transcript of the video is to right click inside the interactive transcript window where the transcript is displayed and select "Select all" then paste that into Word. You'll get all the text on the entire channel page but at least you'll also have the entire transcript.

Warning. At the moment it looks to me like the Interactive Transcript option doesn't work with Explorer 9. But it does work with Google Chrome and, I believe, it works with older Explorer versions. I don't know about Firefox.

For an example of what this looks like (I have circled the icon):



English (United States)

1:18 people are wondering about the basic nature of being human and human society,
1:30 and within the Shambhala tradition we are expressing that the nature is Basic Goodness,
1:44 and in Tibetan we say Dömine Sangpo. Dömine means from the beginning.
1:52 And sangpo is a word that means pure, good and it also means complete.
2:04 So this is actually very simple.
2:09 and I know you're very smart people, so you will have no problem getting this principle.
2:24 So it's Basic Goodness,
2:35 and sometimes it sounds too simple.
2:44 In fact it does sound too simple.
2:50 So I have spent one year thinking about this (laughter),
2:56 and I have come to a very interesting conclusion.
3:03 And that conclusion is that there is such a thing as Basic Goodness